



Project:	
Catalog#:	
Notes:	Date:
Type:	

3CCT TUNABLE LINKEABLE ARCHITECTURAL STRIP



APPLICATIONS

- OFFICES
- HOSPITALS
- DINNING ROOMS
- EXHIBITION HALLS
- CHURCHES
- SUPERMARKETS
- HOTELS
- INDUSTRIAL WORKSTATIONS
- OFFICE BUILDINGS
- RESIDENTIAL APPLICATIONS
- COMMERCIAL APPLICATIONS
- OTHER INDOOR APPLICATIONS



KEY FEATURES

CONSTRUCTION
Ridged aluminum body with two knockouts on both ends for sensor installation. Mounting kit included. Smart air vents circulate air for maximum heat dissipation. Elegant design for high-end settings. Suitable for damp location.

OPTICAL SYSTEM
Heat resistant acrylic lens diffuser. Even light spread over a large area. Lens is frosted to obscure LEDs and enhance softer light distribution. Wide 105° beam angle fills the office or executive conference room.

CERTIFICATION
ETL and CE, FCC, RoHS listed; with LM79 & LM80, IP20 Rated, DLC Listed.

ELECTRICAL
4FT Luminaire is available in: 40W, 120-277VAC, 4,600LM
8FT Luminaire is available in: 80W, 120-277VAC, 9,200LM
High luminous efficacy 115LPW, 0-10V Dimming, 50/60Hz
Isolated Driver, Flicker free. 3CCT Field Tunable: 30K,40K,50K

INSTALLATION
Adjustable Air-Craft Cables and Continuous Row Mount.
Easy to install and replaces traditional fluorescent strip lights.
Connect up to 7 fixtures together in series. Spacious for Options as: Blue-Tooth Power Pack, Bi-Level Sensor, , PIR, EM Battery.

WARRANTY
Industry leading Five (5) year manufacturer warranty in the USA.



ORDERING


MODEL NUMBER(S)

MODEL NUMBER	POWER	LUMENS PER WATT	LUMENS	LENGTH	COLOR TEMPERATURE SELECTABLE SWITCH	CRI	FINISH COLOR	LIFE HOURS
WL-LSD4FT40WD-30K/40K/50K-T-S	40 WATTS	115 LPW	4,600 LM	4 FT	3000K / 4000K / 5000K	80+	SILVER	50,000 HRS
WL-LSD4FT40WD-30K/40K/50K-T-B	40 WATTS	115 LPW	4,600 LM	4 FT	3000K / 4000K / 5000K	80+	BLACK	50,000 HRS
WL-LSD8FT80WD-30K/40K/50K-T-S	80 WATTS	115 LPW	9,200 LM	8 FT	3000K / 4000K / 5000K	80+	SILVER	50,000 HRS
WL-LSD8FT80WD-30K/40K/50K-T-B	80 WATTS	115 LPW	9,200 LM	8 FT	3000K / 4000K / 5000K	80+	BLACK	50,000 HRS



4FT 3CCT TUNABLE ARCHITECTURAL STRIP

PERFORMANCE DATA



ACCESSORIES



Motion Sensor



EM Battery



Blue-Tooth Power Pack App Control

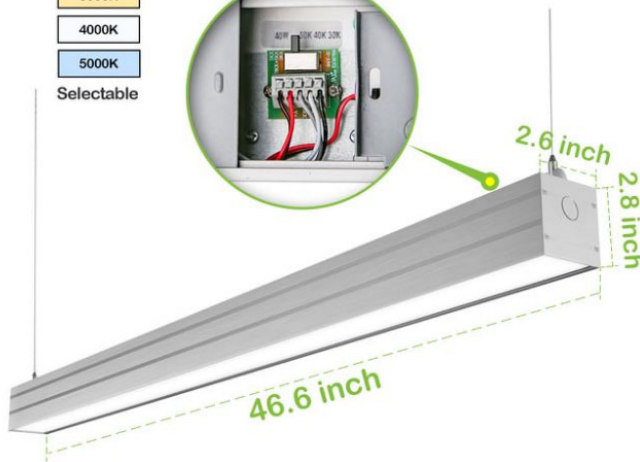


Wall Switch

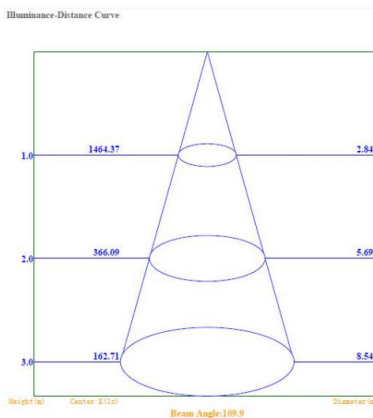
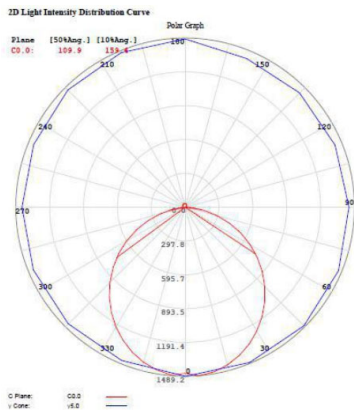
DIMENSIONS

DIP SWITCH DESIGN

- 3000K
 - 4000K
 - 5000K
- Selectable



PHOTOMETRICS



MODEL TECHNICAL SUMMARY

WL-LSD4FT40WD-30K/40K/50K-T

INPUT WATTS	40 WATTS
INPUT VOLTAGE	AC 120-277V
POWER FREQUENCY	50 / 60 HZ
EFFICACY	115 LPW
LED CHIPS	SMD LEDS
LED DRIVER	CONSTANT POWER
DELIVERED LUMENS	4,600 LM
CCT SELECTABLE	3000K/4000K/5000K
CRI	RA>80
WORKING TEMPERATURE	-25°C - +40°C
STORAGE TEMPERATURE	-30°C - +60°C
IP RATING	IP20
CERTIFICATION	ETL RoHS CE FCC DLC
WARRANTY TIME	5 Years
OPTIONAL ACCESSORY	Motion Sensor / EM Battery / Bluetooth / Wall Switch
DIMMABLE	0-10V Dimmable
BEAM ANGLE	105°
THD	<20%
POWER FACTOR	>0.9
L70 (HOURS)	50,000 HRS
DIMENSIONS (L*W*H) INCHES	46.6" * 2.6" * 2.8"
FINISH	SILVER or BLACK



8FT 3CCT TUNABLE ARCHITECTURAL STRIP

PERFORMANCE DATA



ACCESSORIES



Motion Sensor



EM Battery

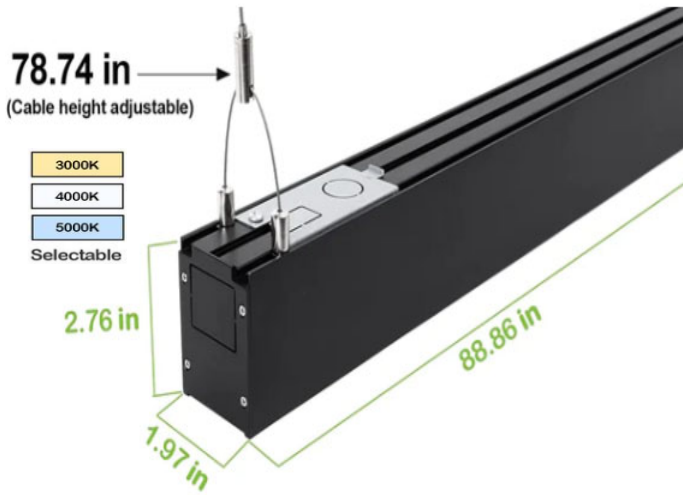


Blue-Tooth Power Pack App Control



Wall Switch

DIMENSIONS



MODEL TECHNICAL SUMMARY

WL-LSD8FT80WD-30K/40K/50K-T

INPUT WATTS	80 WATTS
INPUT VOLTAGE	AC 120-277V
POWER FREQUENCY	50 / 60 HZ
EFFICACY	115 LPW
LED CHIPS	SMD LEDS
LED DRIVER	CONSTANT POWER
DELIVERED LUMENS	9,400 LM
CCT SELECTABLE	3000K/4000K/5000K
CRI	RA>80
WORKING TEMPERATURE	-25°C - +40°C
STORAGE TEMPERATURE	-30°C - +60°C
IP RATING	IP20
CERTIFICATION	ETL RoHS CE FCC DLC
WARRANTY TIME	5 Years
OPTIONAL ACCESSORY	Motion Sensor / EM Battery / Bluetooth / Wall Switch
DIMMABLE	0-10V Dimmable
BEAM ANGLE	105°
THD	<20%
POWER FACTOR	>0.9
L70 (HOURS)	50,000 HRS
DIMENSIONS (L*W*H) INCHES	88.86" * 1.97"* 2.76"
FINISH	SILVER or BLACK

PHOTOMETRICS

