



Project:	
Catalog#:	
Notes:	Date:
Type:	

LED LINEAR UP & DOWN ARCHITECTURAL LIGHT



APPLICATIONS

- EXECUTIVE ROOMS
- STORE FRONTS
- LIBRARIES
- SCHOOLS
- MUSEUMS
- SHOPPING CENTERS
- STAIRWELLS
- OFFICE SPACES
- COFFEE SHOPS
- UNIVERSITIES
- RESIDENTIAL APPLICATIONS
- COMMERCIAL APPLICATIONS

IP20
INDOOR
RATED

120-277
VAC

0-10V Dimming

SELECTABLE
WATT
CCT

DLC
LISTED

RoHS

ETL
LISTED
Intertek

KEY FEATURES

CONSTRUCTION

Slim and sleek contemporary design shines on both up & down light. Eliminates bulky aesthetics from conventional fixtures, and designed for low ceilings. Steel body with frosted lens diffuser. Suitable for damp areas. Power and CCT Field Selectable Switch.

OPTICAL SYSTEM

The LED Architectural Strip Light comes standard with heat resistant polycarbonate PC lens diffuser. 3-CCT Selectable Field Switch in 3000K, 4000K, and 5000K. No Mercury, No U.V.

CERTIFICATION

Luminaire is ETL Listed, CE, RoHS, and IP20 Rated, DLC.

ELECTRICAL

2FT Luminaire in 15W/20W/25W & 35K/40K/50K/65K
 4FT Luminaire in 40W/45W/50W & 35K/40K/50K/65K
 8FT Luminaire in 60W/70W/80W & 35K/40K/50K/65K
 Luminous efficacy up to 130 LPW. 120/277VAC 50/60Hz.

INSTALLATION

The Luminaire is suitable for Indoor applications. Surface mountable, Wall mountable or Hanging mountable. Surface mounting clips, and Air-Craft Adjustable Cables, included.

WARRANTY

Industry leading Five (5) year manufacturer warranty in the USA.



ORDERING

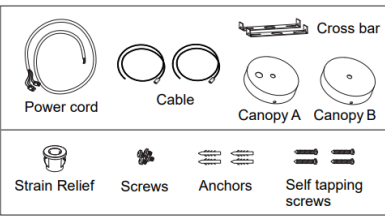
MODEL NUMBER(S)

MODEL NUMBER	WATT SELECTABLE FIELD SWITCH	LUMENS PER WATT	LUMENS	SIZE	CCT TUNABLE FIELD SWITCH	CRI	LIFE HOURS
LF-2FT-25W-L-H	15W / 20W / 25W	130 LPW	1,950LM 2,600LM 3,250LM	2 FT	35K / 40K / 50K / 65K	>80	50,000 HRS.
LF-4FT-50W-L-H	40W / 45W / 50W	130 LPW	5,200LM 5,850LM 6,500LM	4 FT	35K / 40K / 50K / 65K	>80	50,000 HRS.
LF-8FT-80W-L-H	60W / 70W / 80W	130 LPW	7,800LM 9,100LM 10,400LM	8 FT	35K / 40K / 50K / 65K	>80	50,000 HRS.



2FT UP & DOWN ARCHITECTURAL LIGHT

PERFORMANCE DATA



OPTIONS



DIMENSIONS



Size	A	B	C
2FT	23.94"	2.76"	3.28"
4FT	47.56"	2.76"	3.28"
8FT	95.20"	2.76"	3.28"

DLC STANDARD


LF-2FT-25W-L-H
 Manufacturer: Gielight Co., Ltd.
 Brand: GIELIGHT

PRODUCT OVERVIEW	
Classification	Standard
Primary Use	Direct Linear Ambient Luminaires
Reported Input Wattage	24.7 W
Reported Light Output	3244 lm
Reported CCT	3500 K
Reported CRI (Ra)	83
Product ID	S-YJF805

PRODUCT INFORMATION	
Manufacturer	Gielight Co., Ltd.
Brand	GIELIGHT
Model Number	LF-2FT-25W-L-H
Parent	Yes
Classification	Standard
DLC Family Code	XXXFHP
Length	2.0 ft
Input Power Type	AC

MODEL TECHNICAL SUMMARY

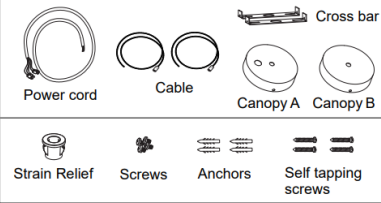
LF-2FT-25W-L-H	
INPUT WATTS	15W / 20W / 25 WATTS
INPUT VOLTAGE	AC 120/277V
POWER FREQUENCY	50 / 60 HZ
EFFICACY	130 LPW
LED CHIPS	SMD 2835
LED DRIVER	CONSTANT POWER
3-WATTAGE SELECT SWITCH	1,950 LM / 2,600 LM / 3,250 LM
4-CCT COLOR TEMPERATURE	3500K / 4000K / 5000K / 6500K
CRI	RA>80
WORKING TEMPERATURE	-4°F - +104°F
STORAGE TEMPERATURE	-22°F - +140°F
IP RATING	IP20
CERTIFICATION	ETL CE FCC DLC STANDARD
WARRANTY TIME	5 YEARS
OPTIONAL ACCESSORY	EM Backup/ Bi-Level Motion Remote / Bluetooth / Plates
DIMMABLE	0-10V DIMMABLE
BEAM ANGLE	110°
THD	<20%
POWER FACTOR	>0.9
L70 (HOURS)	50,000 HRS.
DIMENSIONS (L*W*H) INCHES	23.94" * 2.76" * 3.28"





4FT UP & DOWN ARCHITECTURAL LIGHT


PERFORMANCE DATA



OPTIONS



DIMENSIONS



Size	A	B	C
2FT	23.94"	2.76"	3.28"
4FT	47.56"	2.76"	3.28"
8FT	95.20"	2.76"	3.28"

DLC STANDARD




LF-4FT-50W-L-H
 Manufacturer: Gielight Co., Ltd.
 Brand: GIELIGHT

PRODUCT OVERVIEW	
Classification	Standard
Primary Use	Direct Linear Ambient Luminaires
Reported Input Wattage	49.5 W
Reported Light Output	6514 lm
Reported CCT	3500 K
Reported CRI (Ra)	83
Product ID	S-88M6F5

PRODUCT INFORMATION	
Manufacturer	Gielight Co., Ltd.
Brand	GIELIGHT
Model Number	LF-4FT-50W-L-H
Parent	Yes
Classification	Standard
DLC Family Code	XXXFHP
Length	4.0 ft
Input Power Type	AC

MODEL TECHNICAL SUMMARY

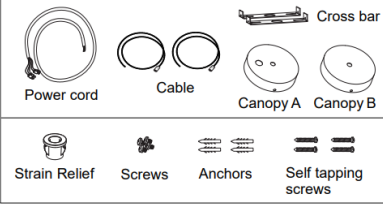
LF-4FT-50W-L-H	
INPUT WATTS	40W / 45W / 50 WATTS
INPUT VOLTAGE	AC 120/277V
POWER FREQUENCY	50 / 60 HZ
EFFICACY	130 LPW
LED CHIPS	SMD 2835
LED DRIVER	CONSTANT POWER
3-WATTAGE SELECT SWITCH	5,200 LM / 5,850 LM / 6,500 LM
4-CCT COLOR TEMPERATURE	3500K / 4000K / 5000K / 6500K
CRI	RA>80
WORKING TEMPERATURE	-4°F - +104°F
STORAGE TEMPERATURE	-22°F - +140°F
IP RATING	IP20
CERTIFICATION	ETL CE FCC DLC STANDARD
WARRANTY TIME	5 YEARS
OPTIONAL ACCESSORY	EM Backup/ Bi-Level Motion Remote / Bluetooth / Plates
DIMMABLE	0-10V DIMMABLE
BEAM ANGLE	110°
THD	<20%
POWER FACTOR	>0.9
L70 (HOURS)	50,000 HRS.
DIMENSIONS (L*W*H) INCHES	47.56" * 2.76" * 3.28"





8FT UP & DOWN ARCHITECTURAL LIGHT

PERFORMANCE DATA



OPTIONS



DIMENSIONS



Size	A	B	C
2FT	23.94"	2.76"	3.28"
4FT	47.56"	2.76"	3.28"
8FT	95.20"	2.76"	3.28"

DLC STANDARD



LF-8FT-80W-L-H
 Manufacturer: Gielight Co., Ltd.
 Brand: GIELIGHT

PRODUCT OVERVIEW	
Classification	Standard
Primary Use	Direct Linear Ambient Luminaires
Reported Input Wattage	78.9 W
Reported Light Output	10482 lm
Reported CCT	3500 K
Reported CRI (Ra)	83
Product ID	S-7P8G5Z

PRODUCT INFORMATION	
Manufacturer	Gielight Co., Ltd.
Brand	GIELIGHT
Model Number	LF-8FT-80W-L-H
Parent	Yes
Classification	Standard
DLC Family Code	XXXFHP
Length	8.0 ft
Input Power Type	AC

MODEL TECHNICAL SUMMARY

LF-8FT-80W-L-H	
INPUT WATTS	60W / 70W / 80 WATTS
INPUT VOLTAGE	AC 120/277V
POWER FREQUENCY	50 / 60 HZ
EFFICACY	130 LPW
LED CHIPS	SMD 2835
LED DRIVER	CONSTANT POWER
3-WATTAGE SELECT SWITCH	7,800 LM / 9,100 LM / 10,400 LM
4-CCT COLOR TEMPERATURE	3500K / 4000K / 5000K / 6500K
CRI	RA>80
WORKING TEMPERATURE	-4°F - +104°F
STORAGE TEMPERATURE	-22°F - +140°F
IP RATING	IP20
CERTIFICATION	ETL CE FCC DLC STANDARD
WARRANTY TIME	5 YEARS
OPTIONAL ACCESSORY	EM Backup/ Bi-Level Motion Remote / Bluetooth / Plates
DIMMABLE	0-10V DIMMABLE
BEAM ANGLE	110°
THD	<20%
POWER FACTOR	>0.9
L70 (HOURS)	50,000 HRS.
DIMENSIONS (L*W*H) INCHES	95.20" * 2.76" * 3.28"

